GOUDSMIT

magnetic systems



Pipe magnets

permanent & electro

Goudsmit's permanent & electro pipe magnets

- Remove iron particles up to 50 mhu from granulated and powdered materials.
- Prevent damage to injection moulding machines, extruders, mixers, grinders and other equipment.
- Improve the quality of the end-product and help protect your expensive installations.
- Intended for the cattle feed, plastics, chemical, pharmaceutical, food & confectionary, sand, gravel & cement and ceramics industries.

Permanent pipe magnets

- Suitable for installation in vertical pipes or pneumatic transport systems.
- Flanges also available with Jacob connections or other fittings.
- Casing manufactured from antimagnetic stainless steel 304 (or 316).
- Specially constructed magnetic core, enabling the material to be well-distributed.
- Product passes through 2 powerful magnetic fields for an optimum result.

- Dust-tight casing.
- Guide strips force the material in the direction of the core.
- The core is fitted to the door as standard, and is fully extracted when cleaning is necessary. The core can even be rotated for optimum cleaning.
- No energy consumption.
- High magnetic value, up to 4800 Gauss.
- 12 standard dimensions with options for specific applications.

Special models / options

- Two pipe magnets, combined with one inlet.
- Available without inlet/outlet cones (see drawings/tables on opposite page).
- 60° cone on core for poor flowing, sticky raw materials.
- Special models and other options available on request.

GOUDSMIT magnetic systems

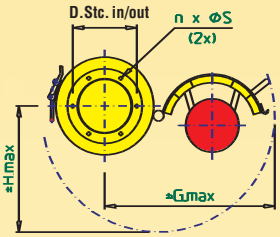

Standard:
- Cover and door stainless steel 304
- Inlet and flange: ST 37
- Outlet and flange: ST 37

Optional:
- Completely manufactured in stainless steel 304 or 316
- Glass-bead blasted

Alternative 60° cone (sticky products)

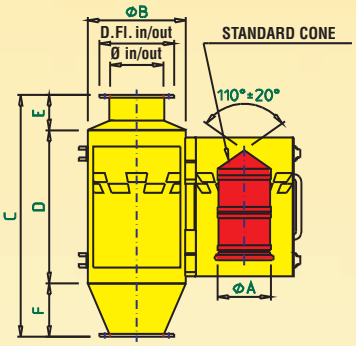

Standard cone (110° ± 20°)															cone 60°	
Type	ø in /ø out /ø A (mm)	ø B (mm)	C (mm)	D (mm)	E (mm)	F (mm)	G (mm)	H (mm)	D.fl. in /out (mm)	D.Stc. in /out (mm)	ø S (mm)	n (-)	Capacity (m3/h)	Weight (kg)	C (mm)	D (mm)
PMO	100	220	570	370	70	130	350	280	160	130	10	6	10	25	620	420
PM1	150	275	680	430	100	150	480	355	210	180	10	6	30	40	740	490
PM2	200	345	790	520	100	170	540	425	260	230	10	8	70	75	870	600
PM3	250	435	950	580	100	270	705	545	330	300	10	12	100	130	1090	720
PM4	300	485	1000	600	100	300	750	610	380	340	14	12	130	190	1200	800
PM5	400	620	1100	700	100	300	1000	720	480	440	14	12	200	300	1330	930
PM6	500	780	1200	780	100	320	1260	980	580	540	14	12	280	525	1500	1080
PM7	600	930	1300	850	100	350	1475	1200	680	640	14	12	380	650	1650	1200

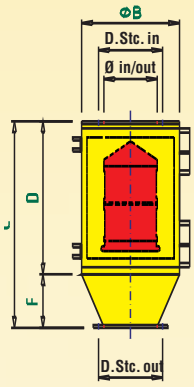

Casing without inlet cone

Standard cone (110° ± 20°)															cone 60°	
Type	ø in /ø out /ø A (mm)	ø B (mm)	C (mm)	D (mm)	E (mm)	F (mm)	G (mm)	H (mm)	D.fl. in /out (mm)	D.Stc. in /out (mm)	ø S (mm)	n (-)	Capacity (m3/h)	Weight (kg)	C (mm)	D (mm)
PMO	100	220	500	370		130	350	280	160	130	10	6	10	25	550	420
PM1	150	275	580	430		150	480	355	210	180	10	6	30	40	640	490
PM2	200	345	690	520		170	540	425	260	230	10	8	70	75	770	600
PM3	250	435	850	580		270	705	545	330	300	10	12	100	130	990	720
PM4	300	485	900	600		300	750	610	380	340	14	12	130	190	1100	800
PM5	400	620	1000	700		300	1000	720	480	440	14	12	200	300	1230	930
PM6	500	780	1100	780		320	1260	980	580	540	14	12	280	525	1400	1080
PM7	600	930	1200	850		350	1475	1200	680	640	14	12	380	650	1550	1200

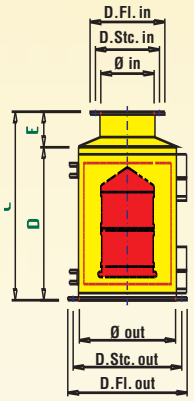

Casing without outlet cone

Standard cone (110° ± 20°)																		cone 60°	
Type	ø in /øA (mm)	ø out (mm)	øB (mm)	C (mm)	D (mm)	E (mm)	F (mm)	G (mm)	H (mm)	D.fl. in (mm)	D.fl. out (mm)	D.Stc. in (mm)	D.Stc. out (mm)	øS (mm)	n (-)	Capacity (m3/h)	Weight (kg)	C (mm)	D (mm)
PMO	100	216	220	440	370	70		350	280	160	280	130	250	10	6	10	25	490	420
PM1	150	271	275	530	430	100		480	355	210	335	180	305	10	6	30	40	590	490
PM2	200	341	345	620	520	100		540	425	260	405	230	375	10	8	70	75	700	600
PM3	250	431	435	680	580	100		705	545	330	515	300	485	10	12	100	130	820	720
PM4	300	479	485	700	600	100		750	610	380	565	340	525	14	12	130	190	900	800
PM5	400	614	620	800	700	100		1000	720	480	700	440	660	14	12	200	300	1030	930
PM6	500	772	780	880	780	100		1260	980	580	860	540	820	14	12	280	525	1180	1080
PM7	600	922	930	950	850	100		1475	1200	680	1010	640	970	14	12	380	650	1300	1200

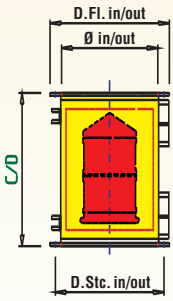

Casing without inlet/outlet cone

Type	ø in /øA (mm)	ø out (mm)	øB (mm)	C/D (mm)	E (mm)	F (mm)	G (mm)	H (mm)	D.fl. in /out (mm)	D.Stc. in /out (mm)	øS (mm)	n (-)	Capacity m3/h)	Weight (kg)	C/D (mm)
PMO	100	216	220	370			350	280	280	250	10	6	10	25	420
PM1	150	271	275	430			480	355	335	305	10	6	30	40	490
PM2	200	341	345	520			540	425	405	375	10	8	70	75	600
PM3	250	431	435	580			705	545	515	485	10	12	100	130	720
PM4	300	479	485	600			750	610	565	525	14	12	130	190	800
PM5	400	614	620	700			1000	720	700	660	14	12	200	300	930
PM6	500	772	780	780			1260	980	860	820	14	12	280	525	1080
PM7	600	922	930	850			1475	1200	1010	970	14	12	380	650	1200

Electro-pipe magnets

photo: Van Aarsen b.v.

- Automatic cleaning via pneumatically driven 2-way box with accompanying control unit supplied as standard.
- Suitable for installation in difficult to reach locations and fully automated production processes.
- Protection: IP52 with automatic safety devices.
- Options for PLC control.
- Available in 9 standard dimensions with options for specific applications.

Special models / options

Electro pipe magnet for ship's unloading system intake/exhaust

- Full stainless steel model (316) for high chemical demands.
- Control unit or 2-way box can be omitted if required.
- Angled core (60°) for poorly flowing products (e.g. fish meal).

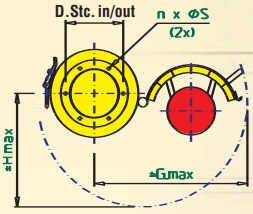

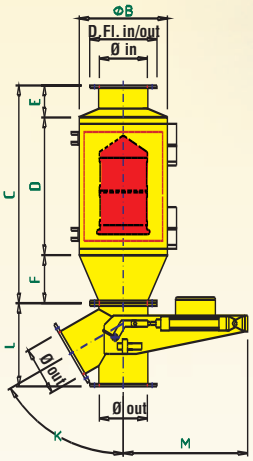

Standard:
- Cover and door stainless steel 304
- Inlet and flange: ST 37
- Outlet and flange: ST 37
- 2-Way box and flanges: ST 37

Optional:
- Completely manufactured in stainless steel 304 or 316
- Glass-bead blasted

Type	ø in /ø out /øA (mm)	øB (mm)	C (mm)	D (mm)	E (mm)	F (mm)	G (mm)	H (mm)	D.fl. in /out (mm)	D.Stc. in /out (mm)	øS (mm)	n (-)	Capacity (m3/h)	Weight (kg)
EM1	150	275	680	430	100	150	480	355	210	180	10	6	30	50
EM2	200	345	790	520	100	170	540	425	260	230	10	8	70	90
EM3	250	435	950	580	100	270	705	545	330	300	10	12	100	150
EM4	300	485	1000	600	100	300	750	610	380	340	14	12	130	200
EM5	400	620	1100	700	100	300	1000	720	480	440	14	12	200	300
EM6	500	780	1200	780	100	320	1260	980	580	540	14	12	280	530
EM7	600	930	1300	850	100	350	1475	1200	680	640	14	12	380	650

Type	K (mm)	L (mm)	M (mm)	Control unit dimensions L x B x H (mm)	Energy consumption (W) 230V - 50Hz
EM0	60	180	400	380 x 380 x 210	36
EM1	60	260	400	380 x 380 x 210	55
EM2	60	400	460	500 x 500 x 210	110
EM3	50	440	500	500 x 500 x 210	150
EM4	50	590	590	500 x 500 x 210	250
EM5	50	700	590	500 x 500 x 210	400
EM6	50	890	660	500 x 500 x 210	600
EM7	50	1130	660	500 x 500 x 210	900

GOUDSMIT magnetic systems

Petunialaan 19
P.O. Box 18
5580 AA WAALRE / Holland.
Tel.: +31-(0)40-2213283
Fax: +31-(0)40-2217325
www.goudsmit-magnetics.nl
E-mail: systems@goudsmit-magnetics.nl

LLOYD'S REGISTER QUALITY ASSURANCE ISO9001
ISO certified No. 653438

Printed in Holland nr. 96/38